

**Jul.-Aug. 2022**  
**CANOGA PARK & LAWNGDALE**



# **Construction Supplies**

Distributing Supplies All Across California

*Since. 2003*

**LET'S BUILD!**



# Block Pavers

## All your Masonry Needs

RJ's Supplies the Highest Quality Hard-scape & Masonry Products to Contractors in Southern California. Our Knowledgeable Staff uses Everything in RJ's Buying Power to Make Your Masonry & Hard-scape Project A Full Success.

*Angelus*  
BLOCK CO., INC.  
Since 1946

### 8x8x16 Standard Block

- Block Provides Strength & Durability
- Fire-resistant
- Excellent Sound-Proofing Qualities


SKU#: BLOCK6816



### 8x8x16 Bond Beam

- No Need for Cutting Blocks
- Ideal for Horizontal Reinforcement
- Smooth Texture Offers A Finished Surface

SKU#: BLOCK6816BB



### Column Block

- Used for Concrete Walls for Commercial Column Structures.
- Strengthens with Age; Durable; Protects against Fire & Wind

SKU#: BLOCK12812



### 8x8x8 Half Block

- Finish a course without cutting a half block.
- Smooth faced, straight edge unit.

SKU#: BLOCK8816HALF




### Caps

- Uniform Color & Texture
- Dimensionally True Form Uniform Construction

SKU#: BLOCK8216



### All Pavers Available for Special Order



We Deliver





**BOSCH**

### 4.5" 6-Amps Sliding Switch Corded Angle Grinder

- Powerful 6.0 Amp Motor Delivers 11,000 (no-load) RPM
- Epoxy-coated Field Windings – Provides Protection Against Abrasive Dust

*While Supplies Last!*



**\$49.95** Reg. 60.00

SKU#: BOSGWS8-45

### 5" Surface Grinding Guard for Dust Collection

- Dust Collection to Reduces Clean-up Time & Cleaner Air for User
- Use with AG, 1800 Series & Most GWS10/GWS13 Series Angle Grinders

**\$59.99** Reg. 68.00

SKU#: BOS18SG-5E

*While Supplies Last!*



### 360-Degree Green Beam Three-Plane Laser

- Leveling & Alignment Line Laser
- Bright Green-Beam Laser – up to 4X Brighter than Standard Red Beams
- Working Range of Up to 200 Ft.
- Includes: (1) 12V 2.Ah Battery, Rapid Battery Charger, Heavy Duty Pouch & Hard Carrying Case

*While Supplies Last!*

**\$465.99** Reg. 579.00

SKU#: BOSGLL3-330CG



### 125 ft. Green 3-Point Self-Leveling Laser

- Easily Set Plumb & Level Points with Three-point Laser
- Built-in VisiMax™ Technology
- Integrated Multipurpose Laser Mount with Extra Strong Magnets

*While Supplies Last!*

**\$109.99** Reg. 130.00

SKU#: BOSGPL100-30G



### 1-9/16" Variable Speed SDS-Max Rotary Hammer

- 12Amp Chisels, Drills & Chips through Block & Tough Materials
- 2 Modes: Rotary Hammer & Hammer only for Chipping Applications
- Includes: Auxiliary Handle & Carrying Case



**\$409.99** Reg. 440.00

SKU#: BOSRH540M

*While Supplies Last!*

### The Brute 120-Volt Corded Demolition Hammer

- Active Vibration Control that Reduces Vibration for All-day Jobs
- Ergonomic shock absorbing Handles for Greater User Comfort
- Outstanding Impact Energy of 35 Ft-Lbs for Tool Weighing Just 63 Lbs Slider Closed
- Includes: Hammer, Cart, Pointed Chisel & Flat Chisel

*Heavy Hitter!*

**\$1,569.98**

SKU#: BOSBH2760VCB

*While Supplies Last!*



### 1" SDS-Plus® Bulldog™ Xtreme Rotary Hammer

- Vibration Control for Comfort in All-day Applications
- 3 Modes: Rotation only, Rotary Hammer, & Hammer Only
- Includes: Auxiliary Handle, Depth Gauge & Carrying Case



*While Supplies Last!*

**\$169.99** Reg. 219.00

SKU#: BOS11255VSR

### 7-1/4" Worm Drive Circular Saw

- Light Weight Magnesium Motor Housing – Lighter Weight Saw Reduces User Fatigue for Less Down Time
- Powerful Motor Delivers 5,300 RPM, Includes 53° Bevel Capacity
- Left Side Blade for Clear Cut Lines, Large Gear Ratio for Power for Unmatched Clarity of Cut Line



**\$178.89** Reg. 219.00

SKU#: BOSCSW41

*While Supplies Last!*



## Brush-less Cordless 2PC. Combo Kit

- Industrial Tools for A Wide Range of Applications
- Impact Driver Features 4 Modes to Match Application



**\$415.85** Reg. 469.99

SKU#: MAKXT288T

*While Supplies Last!*

## Cordless 4.5 / 5 in. Paddle Switch Angle Grinder Kit

- Part of The Expanding 40V Max XGT Line of Cordless & Tools
- Get Up to 60% Faster Cutting Speed Than Predecessor Models



**\$395.00** Reg. 439.00

SKU#: MAKGAG03M1

*While Supplies Last!*

**3 Cutting Blades**  
(\$60 Value)

**Makita**

## Buy 1, 40V Kit

**NEW**

**\*\$99.95**

SKU#: MAKBL4040PROMO

**GET A  
EXTRA  
BATTERY\***



**XGT**  
**40V max**

## 40-Volt max XGT Brushless Cordless Blower Kit

- One-Battery Solution to Handle the Most Demanding Jobs
- XGT Features Purpose-Built Brush-less Motors for Increased Power



**\$378.00** Reg. 426.00

SKU#: MAKGBU01M1

*While Supplies Last!*

## XGT Brush-less Cordless 4-Speed Impact Driver Kit

- Part of The Expanding 40V Max XGT Line of Cordless Tools
- Engineered to Take On High-Demand Applications



**\$399.99** Reg. 499.99

SKU#: MAKGDT01D

*While Supplies Last!*

## Brush-less Cordless Rear Handle 7-1/4 in. Circular Saw Kit

- Powerful 6.0 Amp Motor Delivers 11,000 (no-load) RPM
- Epoxy-coated Field Windings – Provides Protection Against Abrasive & Dust



**\$409.99** Reg. 499.99

SKU#: MAKGSR01M1

*While Supplies Last!*

## 10-1/4" XGT Brush-less Rear Handle Circular Saw Kit

- Makita-Built Brush-less Motor delivers 4,000 RPM for Faster Cutting than Coded.
- Up to 150cuts per Charge in 4x4 SPF Lumber on A Single Charge



**\$505.95** Reg. 558.95

SKU#: MAKGSR02M1

*While Supplies Last!*



# STRONGER

# CONNECTIONS

## Strong-Wall®

Simpson's Innovative Wood & Steel Options Provide Maximum Flexibility, Ease of Installation & Code-Listed, Industry-Leading Strength For Every Job. Backed by their Unparalleled Technical and Field Support. Your Shear-wall Installations Will Be Faster, Stronger & Smarter.

### Hold Downs with SDS (Sizes 2, 4, 5, 8, 11, & 14)

- Pre-deflected Body Virtually Eliminates Deflection Due to Material Stretch
- Uses SDS Screws, which Install Easily, Reduce Fastener Slip

SKU#: SIMH DU



### Light & Heavy Straps (Sizes 12-72)

- Medium-duty Strap for A Variety of Applications
- Can Be Installed with Either Nails or Bolts

SKU#: SIM...



### LUS Joist Hangers (Sizes 24, 26, 28, 210 & Doubles)

Joist Hangers are Designed to Provide Support Underneath the Joist, Rafter or Beam to Provide A Stronger Connection.

SKU#: SIMLUS



### Standoff / Column Base (Sizes 44, 46, 48, 66, 68, & 88)

- Column Bases Include SDS Screws for Faster Installation
- Standoff Base Keeps the Post Elevated Above the Concrete Reducing the Chance of Rot

SKU#: SIMCBSQ



## SPECIAL PRODUCTS IN REGULAR STOCK

### ECCQ66-SDS2.5ROT (90 Deg. Rotated Straps)

A High-Capacity Connection for Column-Beam Combinations. Adding better Fastening in Redistricted Spaces.

SKU#: SIMECCQ66ROT



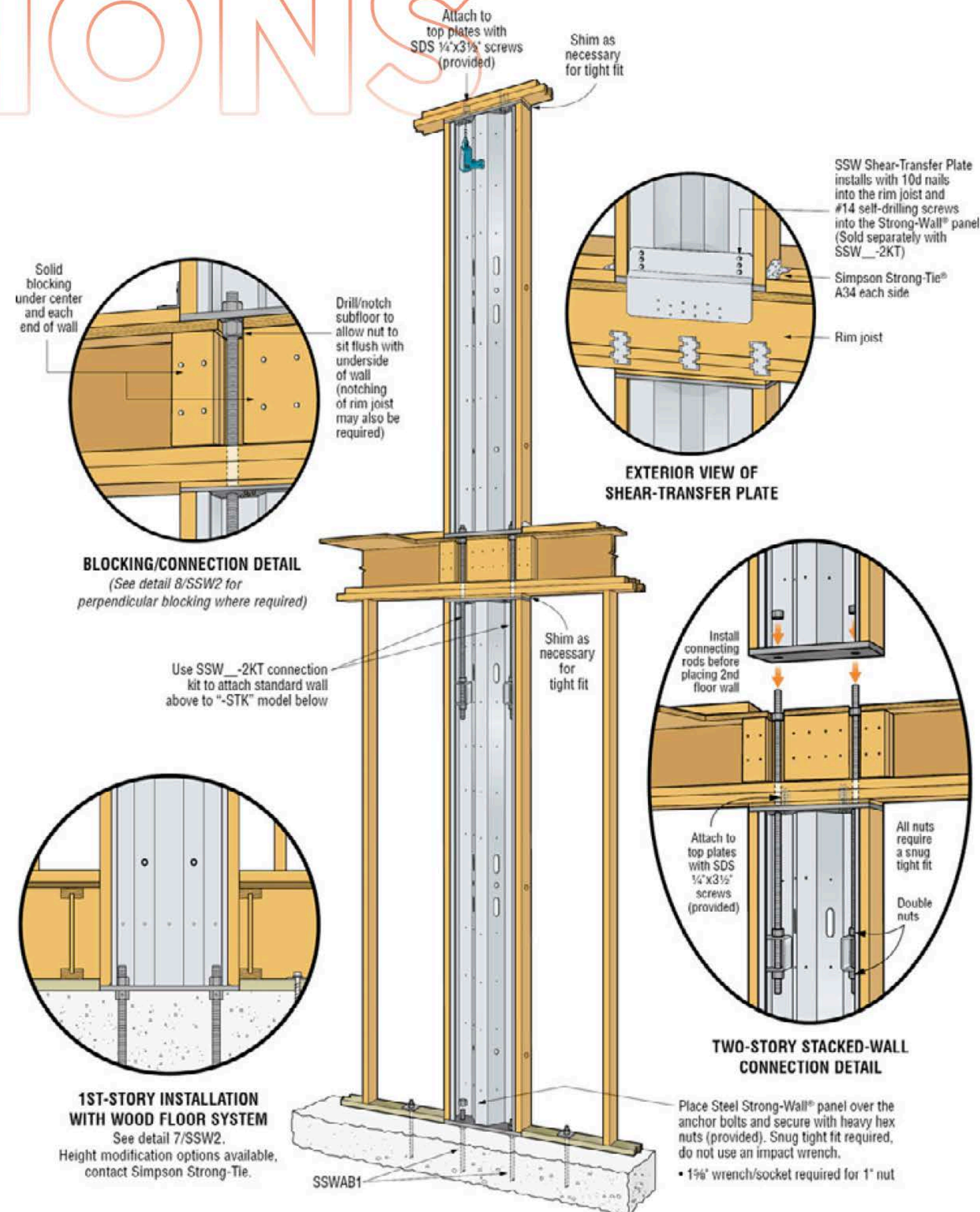
### ECCLR444 Bolt On Right Corner Column Cap

Column Caps provide a right connection between (2) 4x beams & (1) 4 x 4 posts when both beams end at the post.

SKU#: SIMECCLR444



**SIMPSON**  
**Strong-Tie**







## 21-Degree Pneumatic Framing Nailer

- Powerful Driving with the Metabo HPT Cylinder Valve Drive Mechanism
- Selectable Trigger Mode; Choose Contact or Single Sequential Actuation Mode via Switch in the Trigger

*Pro's Choice!*

*While Supplies Last!*  
**\$248.00** Reg. 320.00

SKU#: HINR83A5



## 21-Degree Cordless Duplex Nailer

- 2020 Pro Tool Innovation Award Winner for Duplex Framing Nailers
- Only 10.8 lbs & Well-Balanced Allowing for Ease of Maneuverability

3 Boxes (\$200 Value)



*While Supplies Last!*  
HI16DUP-PROMO  
**\$499.95** Reg. 599.95  
SKU#: HINR3675DDQ4

## 1-1/8" Hex 44.3 lb. Demolition Hammer

- 33.2 ft/lbs of Impact Energy for Heavy-Duty Demolition
- Aluminum Housing Body Enhance External Durability

*While Supplies Last!*  
**\$758.89** Reg. 830.95

SKU#: HIH65SD3



## 36V Brushless, 7-1/4 in. Cordless Rear Handle Circular Saw Kit

- LIGHTEST IN ITS CLASS: 2 lbs. Lighter than the Leading Rear Handle Circular Saw
- RUNTIME: Up to 500 2x4 Cuts Per Charge
- MOTOR: 5100 RPM No-Load Speed



**\$299.99**  
SKU#: HIC3607DWAM

## 70 lb. 1-1/8" Hex Demolition Hammer

- 51.6 ft-lbs of Impact Energy
- UVP Technology Greatly Reduces Vibration Related Injuries

**\$1,299.99** Reg. 1,320.00

SKU#: HIH90SGM  
*While Supplies Last!*



## MEL-ROL®LM

- Waterproof – Very Low Vapor Permeability
- Superior Elongation – Bridges Minor Cracks; Will not Become Brittle with Age
- Fully Bonded – Water Will not Run Beneath the Membrane.

SKU#: MELROLLM5

*Superior Waterproofing!*



## Decko Foam (Sizes 3", 3.5", 4", & 6")

- Pre-scored Strip is Easily Removed
- Economical Alternative to Expansion Joints
- Controls Amount of Sealant Needed & Acts as A Bond Breaker

SKU#: DECKOFOAM



## MEL-PRIME WB

- Ready to Use
- Easy to Apply/No Harmful Odors
- Brown to Blackish in Color & Turns to Full Black After Curing for Easy, Visible Identification of Coverage Area
- Compatible with Full Line of W. R. MEADOWS Building Envelope Products

SKU#: MELPRIME5



## MEL-ROL®

- Cost-Effective Water Proofing Protection Against Damaging Moisture Migration & the Infiltration of Free Water
- Offers A Quick & Easy-to-Apply System for Maximum Productivity

SKU#: MELROL



## MEL DRAIN

- High Flow Capacity, Without Clogging/Relieves Hydrostatic Pressure Buildup
- High Compressive Strength/Dependable, Long Life Performance
- Easy to Install; Durable Under Job-site Conditions with Lower Total Installed Cost

SKU#: MELDRAIN5012







## TOP-CAST® Decorative System



### Top-Cast® Top-Surface Retarder

- Top-Cast is a Water-Based, Top-Surface Retarder which Does Not Require Covering with Plastic for Protection. It is Available in 12 Depths of Etch, Each One Color & Number Coded for Safety & Convenience.
- Top-Cast Application Easier While Providing Various Levels of Protection with A Range of Glossy Finishes.



SKU#: TOPCAST01

SKU#: TOPCAST3

SKU#: TOPCAST5

SKU#: TOPCAST125

		NO. CODE	ETCH AGGREGATE SIZE TO EXPOSURE	PACKAGE COLOR
MICRO ETCH		01	Light Acid Wash	White
		03	Acid Etch Finish	Violet
		05	Sandblast Finish	Light Blue
MEDIUM EXPOSURE		15	Up to 1/4" (6.5 mm)	Yellow
		25	1/8" - 1/4" (3 mm - 6.5 mm)	Beige
		50	1/8" - 3/8" (3 mm - 9.5 mm)	Canary Green
		75	1/8" - 3/8" (3 mm - 9.5 mm)	Blue
		100	3/8" - 1/2" (9.5 mm - 13 mm)	Gray
FULL-DEPTH EXPOSURE		125	3/8" - 5/8" (9.5 mm - 16 mm)	Pink
		150	3/8" - 5/8" (9.5 mm - 16 mm)	Green
		200	5/8" - 1" (16 mm - 25 mm)	Salmon
		250	1" - 1 1/2" (25 mm - 38 mm)	Orange

## NDS Channel & Trench Drain Applications

NDS Offers the Broadest Line of Durable and Easy to Install Channel & Trench Drain Systems from 1" to 12" Widths, Available in A Wide Variety of Materials to Meet the Load & Volume Requirements of Any Job.

### Mini Channel™ Drains

Ideal for light-duty applications:

- Residential pools
- Spas
- Concrete and paver patios
- Tennis courts



MINI CHANNEL™ DRAINS APPLICATION

### Mini Channel™ Drains

Ideal for light-duty applications:

- Residential pools
- Spas
- Concrete and paver patios
- Tennis courts



SPEE-D® CHANNEL DRAINS APPLICATION

### Mini Channel™ Drains

Ideal for light-duty applications:

- Residential pools
- Spas
- Concrete and paver patios
- Tennis courts




PRO SERIES CHANNEL™ DRAINS APPLICATION

### Mini Channel™ Drains

Ideal for light-duty applications:

- Residential pools
- Spas
- Concrete and paver patios
- Tennis courts



FILCOTEN APPLICATION





“Leading the  
Way Since 1926”

**LaHabra®**

**SANTA BARBARA  
BASE 100 & 200**



**Santa Barbara  
Finish**



**20/30  
Finish**

**EXTER. STUCCO 20/30  
BASE 100 & 200**



**16/20  
Finish**

**SANTA BARBARA  
BASE 100 & 200**



**POLY-PREP EPS  
BONDING CEMENT**



**LaHabra®**

**Color Collection**



**PREMIUM COLORS**



**STANDARD COLORS**







## CARBIDE CUTTING SOLUTIONS MORE CUTS. IN LESS TIME.

### RECIPROCATING BLADES

Diablo is Changing the Game in Reciprocating Blade Performance. From the Leading Innovation Introduced in Our Industry First Carbide-teeth Blades for Metal Cutting to the Advancements in Bi-metal Reciprocating Blades, Diablo's Carbide & Bi-metal Reciprocating Blade Series Offers the Best Solution for All Applications.

UP TO  
**50x**  
LONGER LIFE

LEADING STANDARD  
BI-METAL  
50 BLADES  
VS  
ONE  
DIABLO  
CARBIDE TIPPED  
BLADE



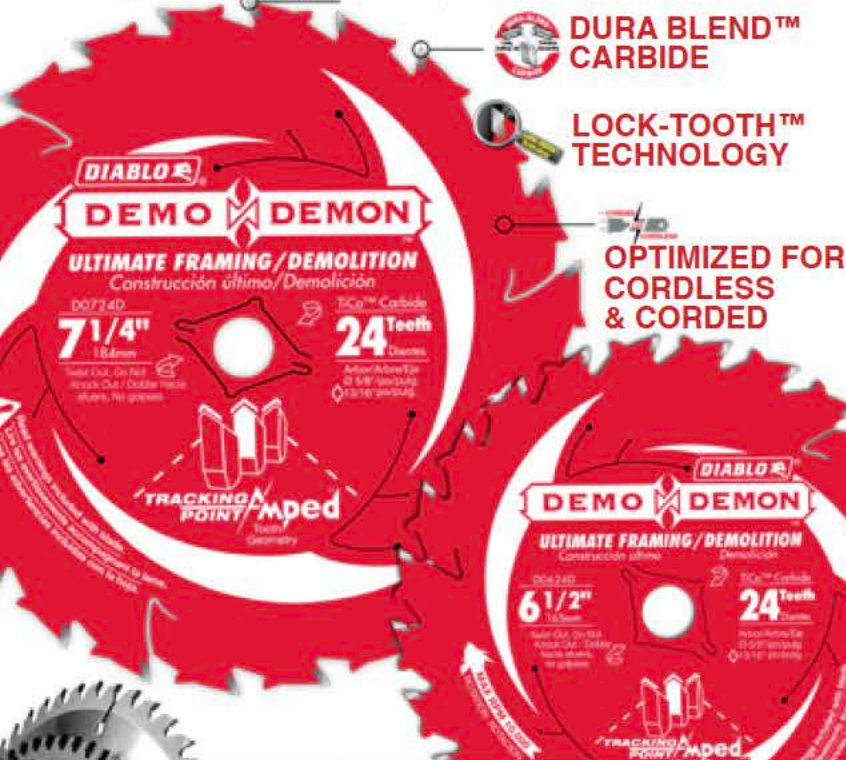
### TRACKING POINT AMPED™ TOOTH GEOMETRY

A 3-tooth grind sequence for unmatched durability & superior tracking control

DURA BLEND™  
CARBIDE


LOCK-TOOTH™  
TECHNOLOGY

OPTIMIZED FOR  
CORDLESS  
& CORDED



### TOOL-FREE PLUG EJECTION

CARBIDE TEETH  
For up to 50x longer  
life in wood & metal  
**50x**  
LONGER LIFE



# BLADES THAT MAKE THE CUT

### Men's Boots

Designed to be Ready for Whatever the Job Requires, Built for All-Day Comfort Because the Day Isn't Over When the Shift Ends.

**20%**  
OFF



### Green Beam LAX 300G

- Cross Lines Visible up to 100' Indoors
- Accuracy:  $\pm 3/16"$  @ 50'
- 2 Year Warranty; 48 hr. Service Turnaround

While Supplies Last!

**\$325.99** Reg. 399.99 SKU#: SB03185

**4x**  
More Visible



Plumb Points Up & Down



### Classic Jumber Set 48"-24"

- Three Frequently-Used Lengths – 48" (120 cm), 24" (60 cm) and 12" (30 cm)
- Slim Aluminum Profile with Reinforcing Ribs – High Stability & A Secure Hold While Working

**\$240.99** Reg. 278.99  
SKU#: SB37540

While Supplies  
Last!

### Classic 3 Level Set

- High-quality STABILA Hard-Wearing Acrylic Glass with Precision-Ground Inner Contours & Fluorescent Vial Fluid.
- Set Includes the Type 80T Extendable Level, for Lengths Ranging from 24"-40"

**\$229.95** Reg. 264.95 SKU#: SB48375



STABILA





Never Miss A Sale!  
**FIND US**  
**ON SOCIAL MEDIA**



@rjssupplies



#rjssupplies



#rjssupplies



Jamas Pierdes Otra Oferta!  
**ENCUÉNTRANOS**  
**EN LAS REDES SOCIALES**



@rjssupplies



#rjssupplies



#rjssupplies



• 7701 Canoga Ave. Canoga Park, CA 91304  
(818) 704-4888

• 4505 Manhattan Beach, Blvd. Lawndale, CA 90260  
(310)973-2018



7701 Canoga Ave.  
Canoga Park, CA 91304